

Date – January 16, 2022

Scripture/Bible Story/Theme

Flight to Egypt – Matthew 2

Children Illustrated Bible – p.p. 198-199

God is leading us

Workshop Name

Sparkly Paper Plate Angels

Opening Prayer

Dear God,

Thank you for the story of the wise men who journeyed a long way to find Jesus and to protect him from King Herod. Thank you for helping all of us find Jesus in our lives. Amen

Objectives

- Name that the story is found in the New Testament.
- Describe how the wise men were seeking Jesus and were led by a star.
- Describe how King Herod asked the wise men to return to him after finding baby Jesus
- Describe how Joseph had a dream about the need to escape to Egypt to avoid King Herod
- Discuss how we seek Jesus. God reaches out to us to lead us, even before we are aware of it.
- Recognize what a gift God has given us – his son Jesus. Discover how we can respond by sharing our gifts.

Supplies

2 paper plates – for each angel

Glitter paint to paint the angel

white glue

1 paper clip – for each angel

scissors

paper punch

Activity

After reading the passage you may use the following for discussion:

How did King Herod react when the wise men showed up asking, “Where is the child who has been born king of the Jews?” Herod was king; he was afraid of someone who might take over his kingdom. He pretended like he wanted to also worship the new born king and asked that the wise men tell him where they found the Messiah.

What was King Herod really planning to do? He was really planning to kill Jesus.

How do you think the wise men felt when God told them not to go back to see Herod?

How would you feel if God told you to do something different than what you were planning to do?

God also gave a message to Joseph to do something different. What message did Joseph get? To flee to Egypt to escape Herod.

So at a very young age, Jesus became a refugee. Do you know what a refugee is? Someone who has to leave his or her home country because of something threatening.

When was it safe for Mary, Joseph and Jesus to return to Galilee? – After Herod's death Joseph has another visit from an angel.

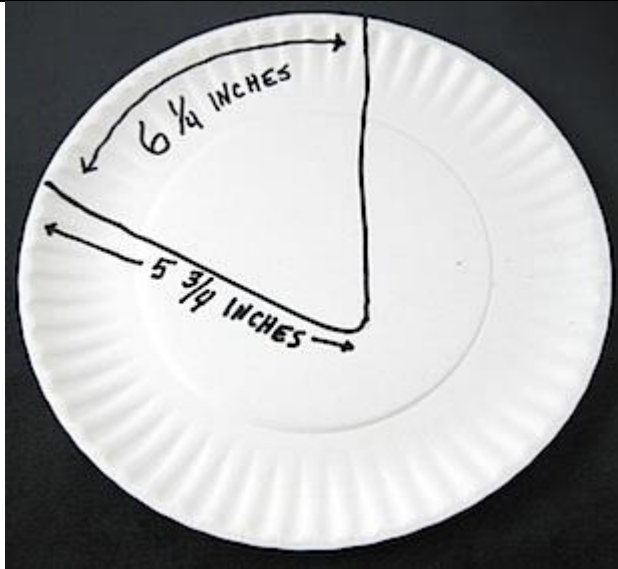
Where do they settle in Galilee? – Nazareth

Sparkly Paper Plate Angel made with glitter paint and 2 paper plates.

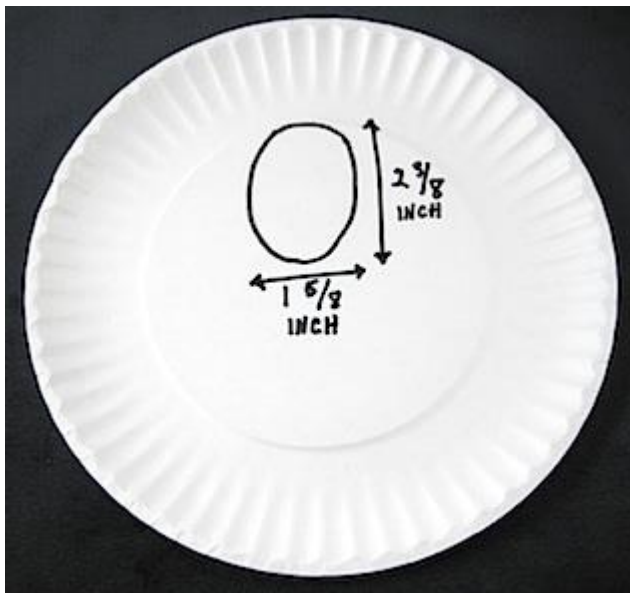


What You Do

1. Draw a triangle on one paper plate as shown.



2. Draw an oval shape on a second paper plate.



3. Cut out both shapes.

4. Paint the top side of these 3 pieces. Let dry.



5. Punch a hole in the largest piece as shown.



6. Staple the triangle body shape onto the wing shape as shown.




7. Staple the head shape onto the body & wings shapes, overlapping the first staple slightly to hide it.



8. To make a hook for hanging, unfold a paper clip to look like this.



9. Attach the hook to the back of the sparkly paper plate angel.



Your finished angel is ready to hang.



You could staple the paper plate angel pieces together before you paint it.

Reflection/Evaluation

The children are to copy the memory verse into their journals. They are to answer the following questions. If they are unable to write an answer, they may illustrate one. How has God given you directions in your life? How have you followed God? **Lord's Prayer**

